
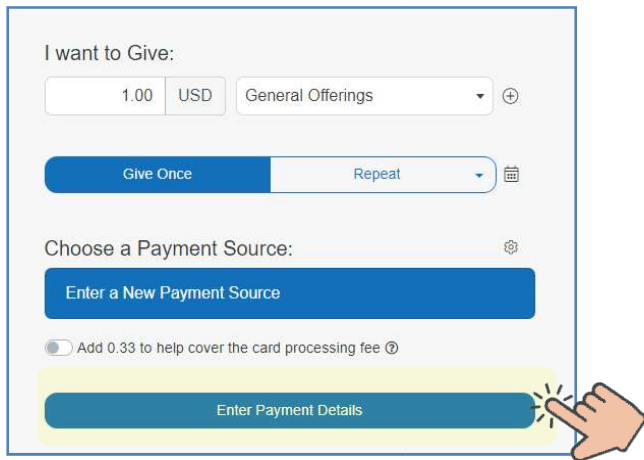


Calvary Church has a new online giving system that makes church donations fast and easy! Here are 4 easy steps to get your account setup.

1 From the church website (www.webbervillechurch.org) select the “Donate” tab in the navigation menu, and then click the “Donate” button. This will take you to our secure online giving system.

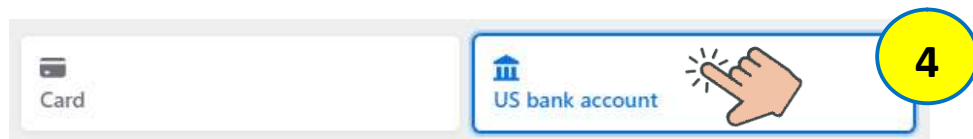


2 If this is your first time donating with the new system, you will need to select the “**Create an account**” option. Here you will be prompted to enter an Email address and a Password. Please save your password!



3 Once you create your account and log in, you can enter your donation amount, and then select “**Enter Payment Details**” at the bottom.

While Calvary Church appreciates donations in any form, you now have the option to donate using a debit/bank card or by direct transfer from a bank account. As with our old PayPal system, there is a small fee for online giving. However, the fee is much smaller using the bank account option. Make your money go further by selecting the “**US bank account**” option.



Questions? Please contact Scott Kemler or Jay Gillett and they would be happy to help you.